



CFd[®] DownSpray

Performance Chart

Pattern		360°	
Nozzle Size/Colour	Pressure (kPa)	Flow (lph)	Diameter (m) at 250 mm Riser height
0.8 mm Black	50	16	0.6
	100	22	0.6
	150	27	0.5
0.9 mm Brown	50	20	0.6
	100	29	0.5
	150	35	0.5
1.0 mm Blue	50	24	0.6
	100	34	0.5
	150	41	0.5
NEW 1.1 mm Grey	50	31	0.6
	100	44	0.5
	150	54	0.5
NEW 1.5 mm Red	50	51	0.6
	100	73	0.5
	150	90	0.5
NEW 2.1 mm Purple	50	96	0.6
	100	136	0.6
	150	165	0.5

Ordering Information - CFd[®] DownSpray

Nozzle Size & Colour	Order Code	Pack Quantity	Packs per Carton	Carton (kg)
0.8 mm Black	19005	100	90	14.4
0.9 mm Brown	19025	100	90	14.4
1.0 mm Blue	19015	100	90	14.4
NEW 1.1 mm Grey	19045	100	90	14.4
NEW 1.5 mm Red	19055	100	90	14.4
NEW 2.1 mm Purple	19065	100	90	14.4

Ordering Information - CFd[®] Galvanised Rod Stake Assembly w/Shut-Off Clip

Nozzle Size & Colour	Tube Length	Order Code	Pack Quantity	Packs per Carton	Carton (kg)
0.8 mm Black	914 mm	43705	25	12	9.7
0.9 mm Brown	914 mm	43725	25	12	9.7
1.0 mm Blue	914 mm	43715	25	12	9.7
NEW 1.1 mm Grey	914 mm	43745	25	12	9.7
NEW 1.5 mm Red	914 mm	43755	25	12	9.7
NEW 2.1 mm Purple	914 mm	43765	25	12	9.7

Ordering Information - CFd[®] DownSpray Stake Assembly

Nozzle Size & Colour	Tube Length	Order Code	Pack Quantity	Packs per Carton	Carton (kg)
1.0 mm Blue	300 mm	17515	25	16	11.1
1.0 mm Blue	914 mm	17615	25	10	8.5

Ref : CFd_METRIC 210322

Antelco Australia
Antelco Pty Ltd ABN 50 008 062 708
Sales & Marketing, Orders & Warehouse
Research & Development
PO Box 95, 131 Tolley Rd,
St Agnes SA 5097 Australia
+61 8 8334 4333
adelaide@antelco.com.au

Antelco USA
Antelco Corporation
Sales & Marketing, Orders & Warehouse
886 Waterway Pl,
Longwood,
Florida 32750 USA
+1 407 331 0699
info@antelco.com

Antelco Europe
Antelco UK Limited
Sales & Marketing, Orders & Warehouse
17a Chartmoor Rd,
Leighton Buzzard,
Bedfordshire LU7 4WG UK
+44 152 585 9990
orders@antelco.co.uk

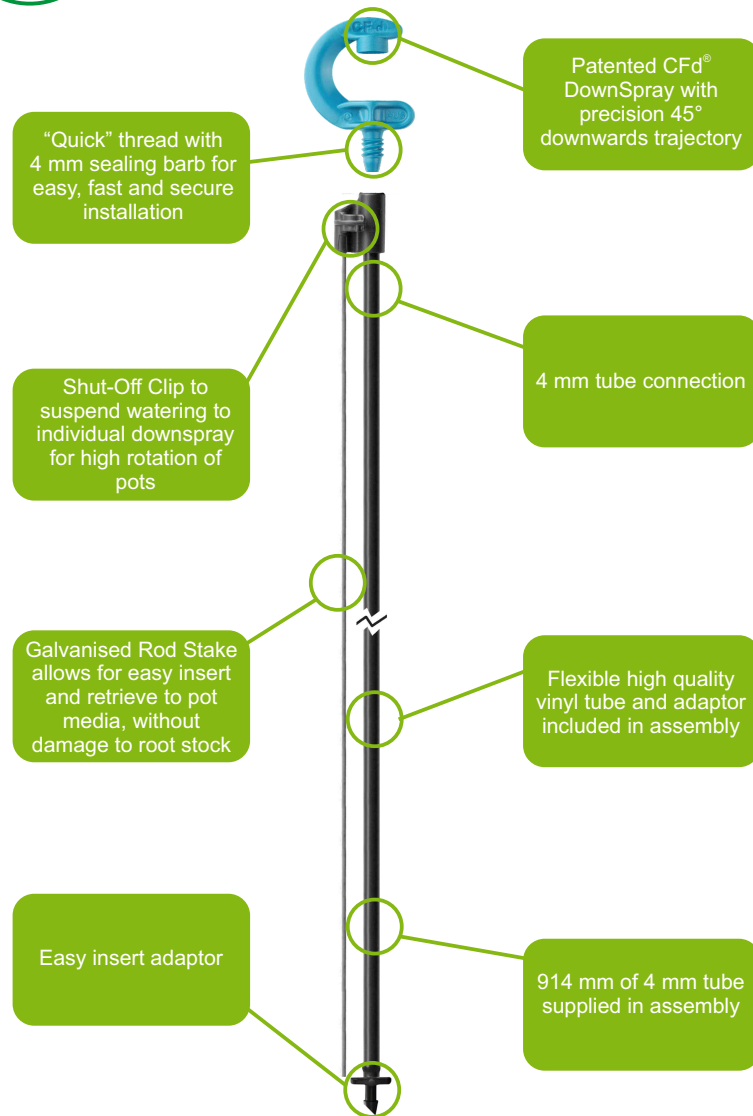
Putting Water Where it Counts![®]



CFd[®] DownSpray

Made in Australia

www.antelco.com



The CFd® DownSpray is a single piece 360° open spray jet engineered to distribute water evenly across the entire wetted surface area.

The CFd® DownSpray features a 45° downspray reduces the effect of wind and improve water efficiency. The spray pattern is designed to ensure even distribution across the entire watered area, ensuring no over or under watered patches. The gentle spray minimises damage to delicate foliage.

Features



- ☑ Six colour coded frames for flow rate identification
- ☑ 45° downspray trajectory
- ☑ Robust proven C-Frame design
- ☑ No moving parts
- ☑ “Quick” thread inlet with sealing barbs
- ☑ UV stabilised materials for long life

Recommendations

- ☑ The CFd® DownSpray Galvanised Rod Stake Assembly is perfect for nursery applications where there is a high rotation of pots. The built-in Shut-Off clip allows for flow to be stopped to individual downsprays without causing disruption to the rest of the system.

Applications

Designed for nurseries, tree lots, pot plants, home and landscaped gardens.



CFd® DownSpray

Features

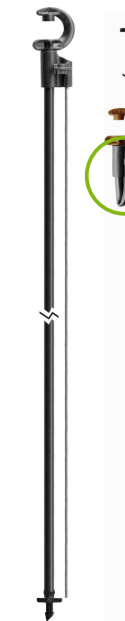
- Colour coded frames for easy flow rate identification.
- Six flow rate nozzle sizes; Black 0.8 mm, Brown 0.9 mm, Blue 1.0 mm, Grey 1.1 mm, Red 1.5 mm & Purple 2.1 mm.



CFd® DownSpray Galvanised Rod Stake Assembly

Features

- Available pre-assembled on 300 mm long 2.7 mm galvanised steel rod stake.
- Comes with 914 mm tube and adaptor.
- Stake incorporates Shut-Off clip to stop flow.
- Available in six flow rates.



Shut-Off Clip stops flow of water to individual downsprays without having to remove them from the supply line.

Perfect for nurseries with a high turn-over of plants.

CFd® DownSpray Stake Assembly

Features

- Available pre-assembled on 300 mm Asta® Stake with tube and adaptor.
- Comes with 300 mm or 914 mm tube.
- Asta® Stake incorporates hole punch for easy installation.
- Available with 1.0 mm Blue CFd® Downspray.

